




Indiana AFL-CIO 2018 Legislative Scorecard: House of Representatives

	HB 1001 (RC 370)	HB 1030 (RC44)	HB 1315 (RC 120)	HB 1315 (RC 138)	SB 75 (RC 214)	SB 290 (RC 183)	SB 369 (RC 220)	SB 369 (RC 219)	SB 369 (RC 247)	SB 387 (RC 318)	Indiana AFL-CIO 2017 Score	Indiana AFL-CIO 2018 Score	Indiana AFL-CIO 2017-2018 Score
	Education Funding	Safety Requirements for Class 2 Structures	Honoring Teacher Annual Contracts	Muncie & Gary School Takeover	Public Safety Retirement Age Study	Workers Comp Revisions	Workers Comp Open Bidding for Formulary	Workers Comp Opioid Only Formulary	Workers Comp Drug Formulary	Teacher Licensing			
Austin, Terri (D-HD 36)	1	1	1	1	1	1	1	1	1	1	86%	100%	94%
Aylesworth, Mike (R-HD 11)	1	0	X	X	1	1	0	0	0	0	40%	38%	38%
Bacon, Ronald (R-HD 75)	1	0	0	0	1	1	0	0	0	0	33%	30%	32%
Baird, James (R-HD 44)	1	0	0	0	1	1	0	0	X	0	33%	33%	33%
Bartels, Steve (R-HD 74)	1	0	0	0	1	1	X	0	0	0	N/A	33%	33%
Bartlett, John (D-HD 95)	1	1	1	1	1	1	X	X	1	1	100%	100%	100%
Bauer, B. Patrick (D-HD 6)	1	1	1	1	1	1	1	1	X	1	88%	100%	94%
Behning, Robert (R-HD 91)	1	0	0	0	1	1	0	X	0	0	33%	33%	33%
Beumer, Greg (R-HD 33)	1	0	0	0	1	1	0	0	0	0	38%	30%	33%
Borders, Bruce (R-HD45)	1	0	0	0	1	1	0	0	1	0	33%	40%	37%
Bosma, Brian (R-HD 88)	1	DNV	DNV	DNV	1	DNV	DNV	DNV	DNV	0	11%	20%	16%
Brown, Charlie (D-HD 3)	1	1	1	1	1	1	1	1	1	1	100%	100%	100%
Brown, Timothy (R-HD 41)	1	0	0	0	1	1	0	0	0	0	33%	30%	32%
Burton, Woody (R-HD 58)	1	0	0	0	1	1	0	0	0	0	33%	30%	32%
Candelaria Reardon, Mara (D-HD 12)	1	1	1	1	DNV	DNV	1	1	1	1	75%	80%	78%
Carbaugh, Martin (R-HD 81)	1	0	0	0	1	1	0	0	0	0	33%	30%	32%
Cherry, Robert (R-HD 53)	1	0	0	0	1	1	0	0	0	0	33%	30%	32%
Clere, Edward (R-HD 72)	1	0	0	0	1	1	0	0	0	0	22%	30%	26%
Cook, Anthony (R-HD 32)	1	0	0	0	1	1	0	0	0	0	33%	30%	32%
Culver, Wes (R-HD 49)	1	0	0	DNV	1	1	0	0	0	0	25%	30%	28%
Davisson, Steven (R-HD 73)	1	0	X	0	1	1	0	0	0	0	43%	33%	38%
DeLaney, Edward (D-HD 86)	1	1	1	1	1	1	1	1	1	1	100%	100%	100%
DeVon, Dale (R-HD 5)	1	0	0	0	1	1	0	0	0	0	33%	30%	32%
Dvorak, Ryan (D-HD 8)	1	1	1	1	1	1	1	1	1	1	75%	100%	89%
Eberhart, Sean (R-HD 57)	X	0	DNV	0	1	X	0	0	0	0	44%	13%	29%
Ellington, Jeff (R-HD 62)	1	0	0	0	1	1	0	0	0	0	33%	30%	32%
Engleman, Karen (R-HD 70)	1	0	0	0	1	1	0	0	0	DNV	38%	30%	33%
Errington, Sue (D-HD 34)	1	1	1	1	1	1	1	1	1	1	100%	100%	100%
Forestal, Dan (D-HD 100)	X	1	1	X	1	1	1	1	1	1	78%	100%	88%
Friend, William (R-HD 23)	1	0	0	0	1	1	0	0	0	0	25%	30%	28%
Frizzell, David (R-HD 93)	1	0	0	0	1	1	0	0	0	0	38%	30%	33%
Frye, Randall (R-HD 67)	1	0	0	X	1	1	0	0	0	0	33%	33%	33%
GiaQuinta, Phil (D-HD 80)	1	1	1	1	1	1	1	1	1	1	78%	100%	89%
Goodin, Terry (D-HD 66)	1	1	1	1	1	1	1	1	1	1	67%	100%	84%
Gutwein, Doug (R-HD 16)	1	0	0	0	1	1	0	0	0	0	33%	30%	32%
Hamilton, Carey (D-HD87)	1	1	1	1	1	1	1	1	1	1	89%	100%	95%
Hamm, Richard (R-HD 56)	1	1	0	0	1	1	0	0	0	0	38%	40%	39%
Harris Jr., Earl (D-HD 2)	1	1	1	1	1	1	1	1	1	1	89%	100%	95%
Hatfield, Ryan (D-HD 77)	X	0	1	1	1	1	1	1	1	1	78%	89%	83%
Heaton, Robert (R-HD 46)	1	0	0	0	1	1	0	0	0	0	33%	30%	32%

Indiana AFL-CIO 2018 Legislative Scorecard: House of Representatives

	HB 1001 (RC 370)	HB 1030 (RC44)	HB 1315 (RC 120)	HB 1315 (RC 138)	SB 75 (RC 214)	SB 290 (RC 183)	SB 369 (RC 220)	SB 369 (RC 219)	SB 369 (RC 247)	SB 387 (RC 318)	Indiana AFL- CIO 2017 Score	Indiana AFL- CIO 2018 Score	Indiana AFL-CIO 2017-2018 Score
	Education Funding	Safety Requirments for Class 2 Structures	Honoring Teacher Annual Contracts	Muncie & Gary School Takeover	Public Safety Retirement Age Study	Workers Comp Revisions	Workers Comp Open Bidding for Formulary	Workers Comp Opiod Only Formulary	Workers Comp Drug Formulary	Teacher Licensing			
Heine, Dave (R-HD 85)	1	0	0	0	1	X	0	0	0	0	33%	22%	28%
Huston, Todd (R-HD 37)	1	0	X	0	X	1	0	DNV	0	0	33%	25%	29%
Jordan, Jack (R-HD 17)	1	0	0	0	1	1	0	0	0	0	22%	30%	26%
Judy, Christopher (R-HD 83)	1	0	0	0	1	1	0	0	0	1	44%	40%	42%
Karickhoff, Michael (R-HD 30)	1	0	DNV	0	1	1	0	0	0	0	44%	30%	37%
Kersey, Clyde (D-HD 43)	1	1	1	1	1	1	1	1	1	1	100%	100%	100%
Kirchhofer, Cindy (R-HD 89)	1	0	DNV	0	1	1	0	0	0	0	33%	30%	32%
Klinker, Sheila (D-HD 27)	1	0	X	1	1	1	1	1	0	1	100%	78%	89%
Lawson, Linda (D-HD 1)	1	1	DNV	1	1	1	1	1	0	1	100%	80%	89%
Lehe, Don (R-HD 25)	1	0	0	0	1	1	0	0	0	0	33%	30%	32%
Lehman, Matthew (R-HD 79)	1	0	0	0	1	1	0	0	0	0	38%	30%	33%
Leonard, Daniel (R-HD 50)	1	0	0	0	1	1	0	0	0	0	33%	30%	32%
Lindauer, Shane (R-HD63)	1	0	0	0	1	1	0	0	0	0	N/A	30%	30%
Lucas, Jim (R-HD 69)	1	0	0	0	1	1	0	0	0	0	44%	30%	37%
Lyness, Randy (R-HD 68)	1	0	0	0	1	1	0	0	0	0	33%	30%	32%
Macer, Karlee (D-HD 92)	1	1	X	1	1	1	1	1	1	X	88%	100%	94%
Mahan, Kevin (R-HD 31)	1	0	0	0	1	1	0	0	0	0	44%	30%	37%
May, Chris (R-HD 65)	1	0	X	0	1	1	X	X	0	0	33%	43%	38%
Mayfield, Peggy (R-HD 60)	1	0	0	0	1	1	0	0	0	0	33%	30%	32%
McNamara, Wendy (R-HD 76)	1	0	0	0	1	1	0	0	0	0	44%	30%	37%
Miller, Doug (R-HD48)	1	0	0	0	1	1	0	0	0	0	33%	30%	32%
Moed, Justin (D-HD 97)	1	0	1	1	1	1	1	1	1	1	56%	80%	68%
Morris, Robert (R-HD 84)	1	0	0	0	1	1	0	0	0	0	22%	30%	26%
Morrison, Alan (R-HD 42)	X	0	0	0	1	1	0	0	0	0	44%	22%	33%
Moseley, Charles (D-HD 10)	1	1	1	1	1	1	1	1	1	1	100%	100%	100%
Negele, Sharon (R-HD 13)	1	0	0	0	1	1	0	0	0	0	44%	30%	37%
Nisly, Curt (R-HD 22)	1	0	0	0	1	1	0	0	1	0	44%	40%	42%
Ober, David (R-HD 82)	1	0	0	0	1	1	0	DNV	0	0	33%	30%	32%
Olthoff, Julie (R-HD 19)	1	0	0	0	1	1	0	0	0	0	44%	30%	37%
Pelath, Scott (D-HD 9)	1	1	1	1	1	1	1	1	1	1	89%	100%	95%
Pierce, Matthew (D-HD 61)	1	1	1	1	1	1	1	1	1	1	89%	100%	95%
Porter, Gregory (D-HD 96)	1	1	1	1	1	1	1	1	1	1	88%	100%	94%
Pressel, Jim (R-HD 20)	1	0	1	0	1	1	0	0	0	0	56%	40%	47%
Pryor, Cherrish (D-HD 94)	1	1	1	1	1	1	1	1	1	1	89%	100%	95%
Richardson, Kathy (R-HD 29)	1	0	0	0	1	1	0	0	0	0	33%	30%	32%
Saunders, Thomas (R-HD 54)	1	1	1	0	X	1	X	X	X	0	56%	67%	60%
Schaibley, Donna (R-HD 94)	1	0	0	0	1	1	0	0	0	0	33%	30%	32%
Shackleford, Robin (D-HD 98)	1	1	1	DNV	1	1	1	1	1	1	89%	90%	89%
Siegrist, Sally (R-HD 26)	1	0	0	0	1	1	0	0	0	0	33%	30%	32%
Slager, Harold (R-HD 15)	1	0	0	0	1	1	0	0	0	0	56%	30%	42%

Indiana AFL-CIO 2018 Legislative Scorecard: House of Representatives

	HB 1001 (RC 370)	HB 1030 (RC44)	HB 1315 (RC 120)	HB 1315 (RC 138)	SB 75 (RC 214)	SB 290 (RC 183)	SB 369 (RC 220)	SB 369 (RC 219)	SB 369 (RC 247)	SB 387 (RC 318)	Indiana AFL-CIO 2017 Score	Indiana AFL-CIO 2018 Score	Indiana AFL-CIO 2017-2018 Score
	Education Funding	Safety Requirements for Class 2 Structures	Honoring Teacher Annual Contracts	Muncie & Gary School Takeover	Public Safety Retirement Age Study	Workers Comp Revisions	Workers Comp Open Bidding for Formulary	Workers Comp Opioid Only Formulary	Workers Comp Drug Formulary	Teacher Licensing			
Smaltz, Ben (R-HD 52)	1	0	0	0	1	1	0	0	1	0	38%	40%	39%
Smith, Milo (R-HD 59)	1	0	X	X	1	1	0	0	0	0	33%	38%	35%
Smith, Vernon (D-HD 14)	1	1	1	1	1	1	1	1	1	1	88%	100%	94%
Soliday, Edmond (R-HD 4)	1	0	0	0	1	1	0	0	0	0	44%	30%	37%
Speedy, Mike (R-HD 90)	1	0	DNV	X	1	1	0	0	0	0	33%	33%	33%
Stemler, Steven (D-HD 71)	X	1	DNV	X	1	1	1	1	X	1	86%	86%	86%
Steuerwald, Gregory (R-HD 40)	1	0	0	0	1	1	0	0	0	0	33%	30%	32%
Sullivan, Holli (R-HD 78)	1	0	0	0	1	1	X	X	0	0	22%	38%	29%
Summers, Vanessa (D-HD 99)	1	1	1	1	1	1	1	1	1	X	89%	100%	95%
Taylor, Joe (D-HD 7)	1	1	1	1	1	1	1	1	1	1	88%	100%	94%
Thompson, Jeffrey (R-HD 28)	1	0	0	0	1	1	0	0	0	0	33%	30%	32%
Torr, Jerry (R-HD 39)	1	0	DNV	0	1	1	0	0	0	0	33%	30%	32%
VanNatter, Heath (R-HD 38)	X	0	0	0	1	1	0	0	0	0	13%	22%	18%
Washburne, Thomas (R-HD 64)	1	0	0	0	1	1	0	0	0	1	22%	40%	32%
Wesco, Timothy (R-HD 21)	1	0	0	0	1	1	0	0	0	0	33%	30%	32%
Wolkins, David (R-HD 18)	1	0	0	0	1	1	0	0	0	0	17%	30%	25%
Wright, Melanie (D-HD 35)	1	0	1	1	1	1	1	1	1	1	78%	90%	84%
Young, Joe (R-HD 47)	1	0	0	0	1	1	0	0	0	X	25%	30%	28%
Zent, Dennis (R-HD 51)	1	0	0	0	1	1	0	0	0	0	33%	30%	32%
Ziemke, Cindy (R-HD 55)	1	0	0	0	1	1	DNV	0	0	0	38%	30%	33%

1 = correct vote
R = Republican member

X = excused absence
D = Democratic member

0 = incorrect vote
HD = House District

DNV = did not vote